

Penrose School - Analysis of Progress data

End of Year Data Analysis – 2016-17 – Key Stage 1 and 2

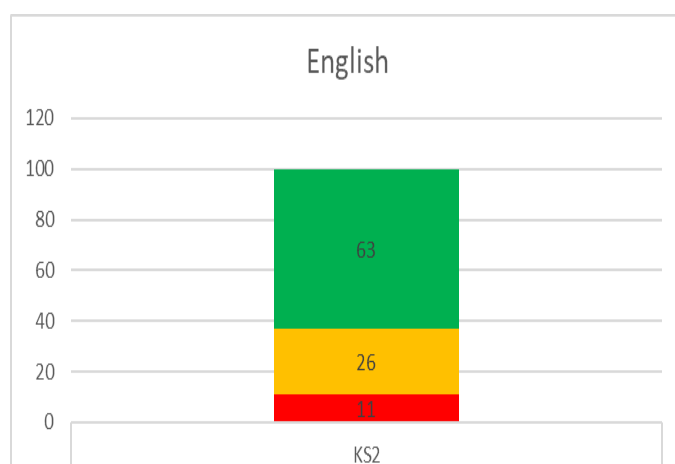
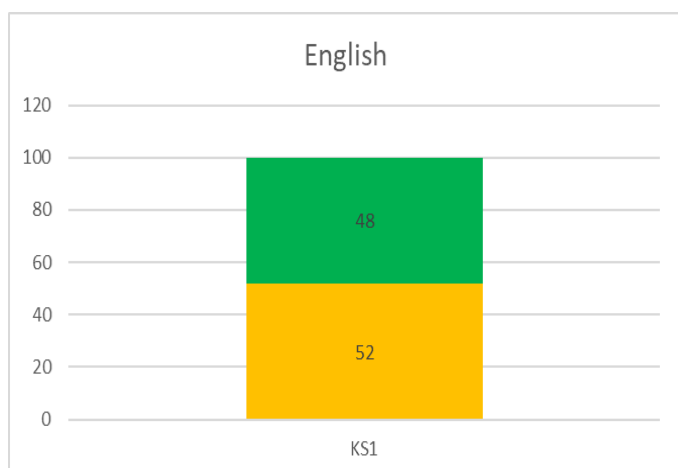
All figures relating to meeting targets are shown in percentages (%)

Pupils were assessed using P-Levels and National Curriculum Levels. This is a transitional year and the school is working towards using the Engagement Profile and Age Related Expectations.

Every pupil has targets set on the 75th percentile using the National Progression Guidance quartiles. The charts below show the number of pupils who have met or exceeded their targets and the percentage of those who did not meet their targets.

Whole School – End of Year Data – English

	English KS1	English KS2
Number of Pupils	8	24
Did not meet targets	0	11
Met Targets	52	26
Exceeded Targets	48	63

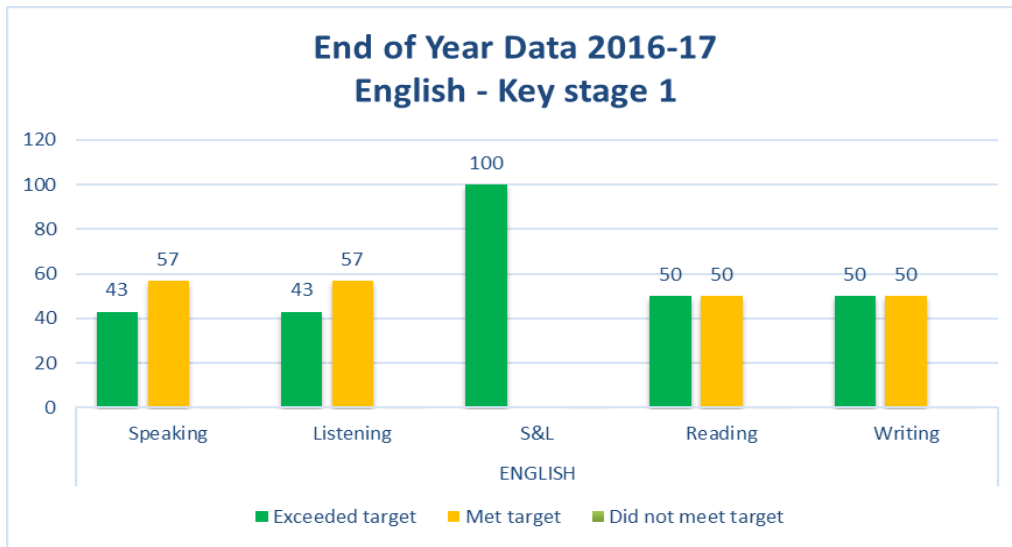


- 100% of pupils in Key stage 1 met or exceeded their targets in English.
- 63% of pupils in Key Stage 2 exceeded their targets and 26% met their targets.
- 89% of pupils in Key Stage 2 met or exceeded their targets in English.

Key Stage One

8 pupils in Key Stage One met or exceeded their targets in English.

	ENGLISH				
	Speaking	Listening	S&L	Reading	Writing
Number of pupils	7	7	1	8	8
Exceeded target	43	43	100	50	50
Met target	57	57	0	50	50
Did not meet target	0	0	0	0	0

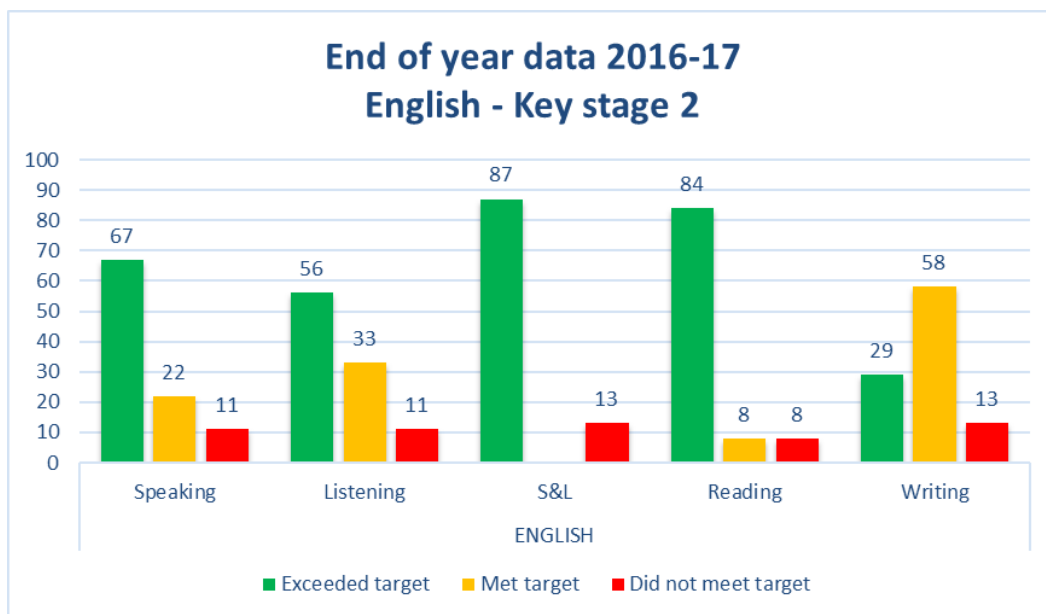


The focus for Key Stage One will be in all areas to increase the level of challenge and aim for an increase in students exceeding their targets. This will be in line with moderation and scrutiny of work across the school.

Key Stage Two

There were 24 pupils in Key Stage Two. 9 of which are working at P-Levels and 15 working within Level 1 of the National Curriculum.

	ENGLISH				
	Speaking	Listening	S&L	Reading	Writing
Number of pupils	9	9	15	24	24
Exceeded target	67	56	87	84	29
Met target	22	33	0	8	58
Did not meet target	11	11	13	8	13

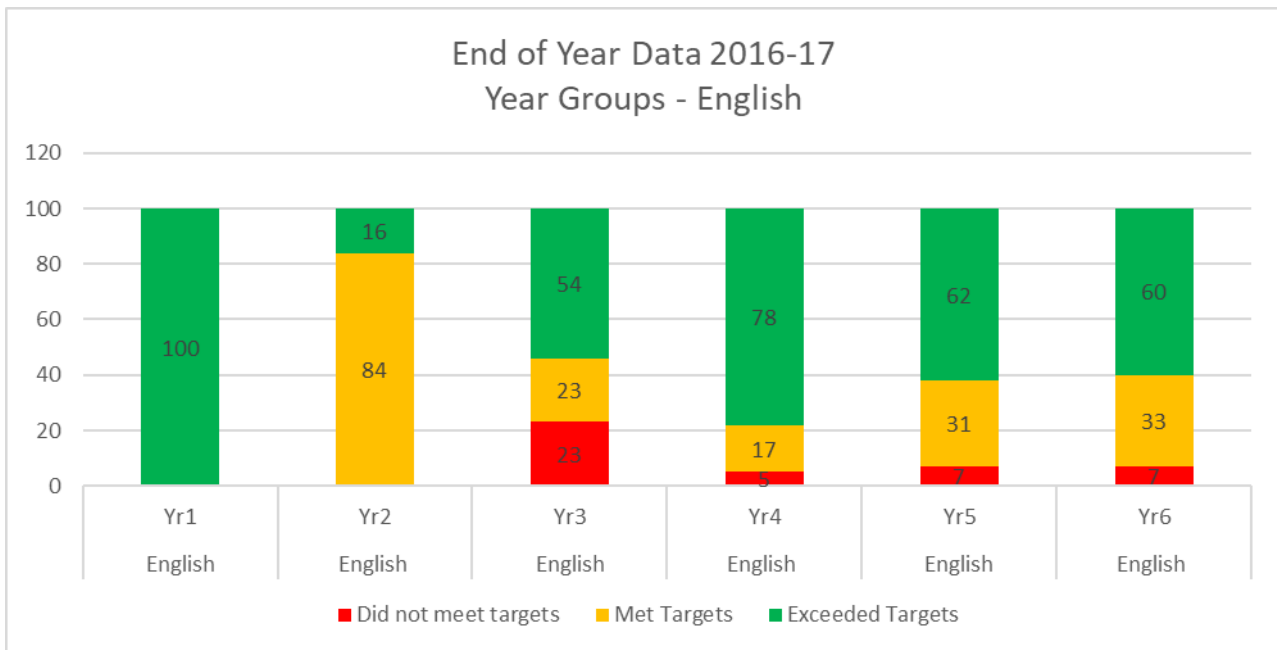


Breaking down the strands in English, 1-3 pupils did not meet their targets across the strands.

The breakdown shows that Speaking and Listening for pupils working within the P-Levels and Writing at all levels will be a focus for Key Stage 2 in 2017-18.

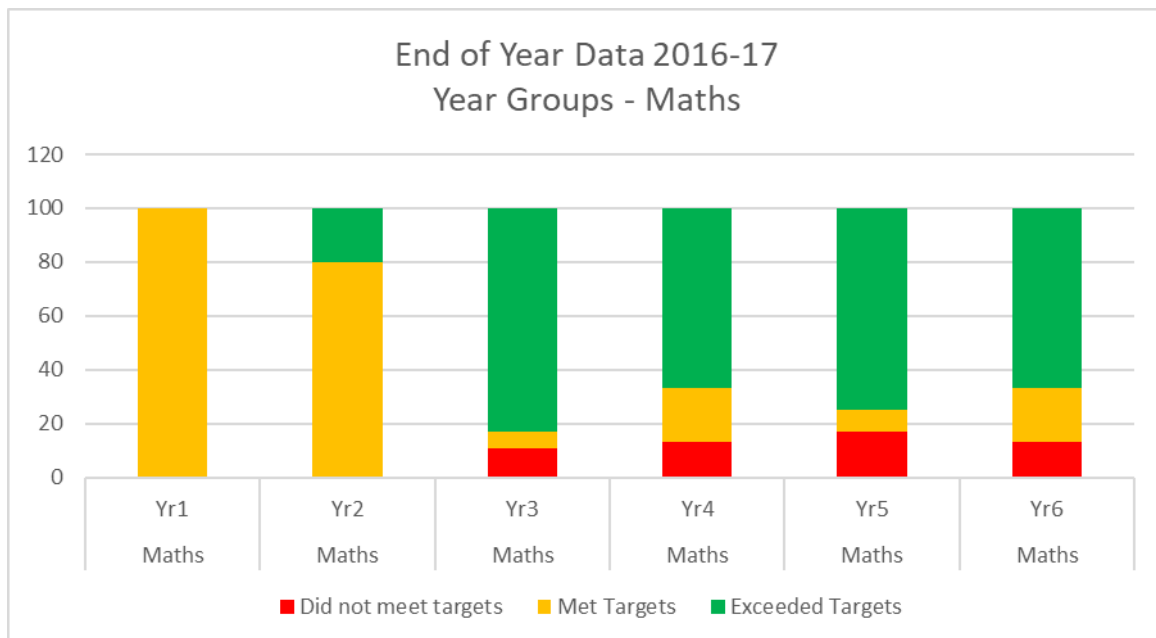
The charts below show the Key Stage 1 and Key Stage 2 data broken down into Year Groups.

	English	English	English	English	English	English
	Yr1	Yr2	Yr3	Yr4	Yr5	Yr6
Number of Pupils	1	5	6	5	8	5
Did not meet targets	0	0	23	5	7	7
Met Targets	0	84	23	17	31	33
Exceeded Targets	100	16	54	78	62	60



It is difficult to compare all Year groups due to the small numbers in each, however a focus on Years 2, 3, 5 and 6 next year to add more challenge and ensure that strong moderation and regular scrutiny of work takes place. This will ensure that any concerns over progress for individual pupils or groups is picked up at the earliest stage and relevant interventions put in place.

	Maths	Maths	Maths	Maths	Maths	Maths
	Yr1	Yr2	Yr3	Yr4	Yr5	Yr6
Number of Pupils	1	5	6	5	8	5
Did not meet targets	0	0	11	13	17	13
Met Targets	100	80	6	20	8	20
Exceeded Targets	0	20	83	67	75	67

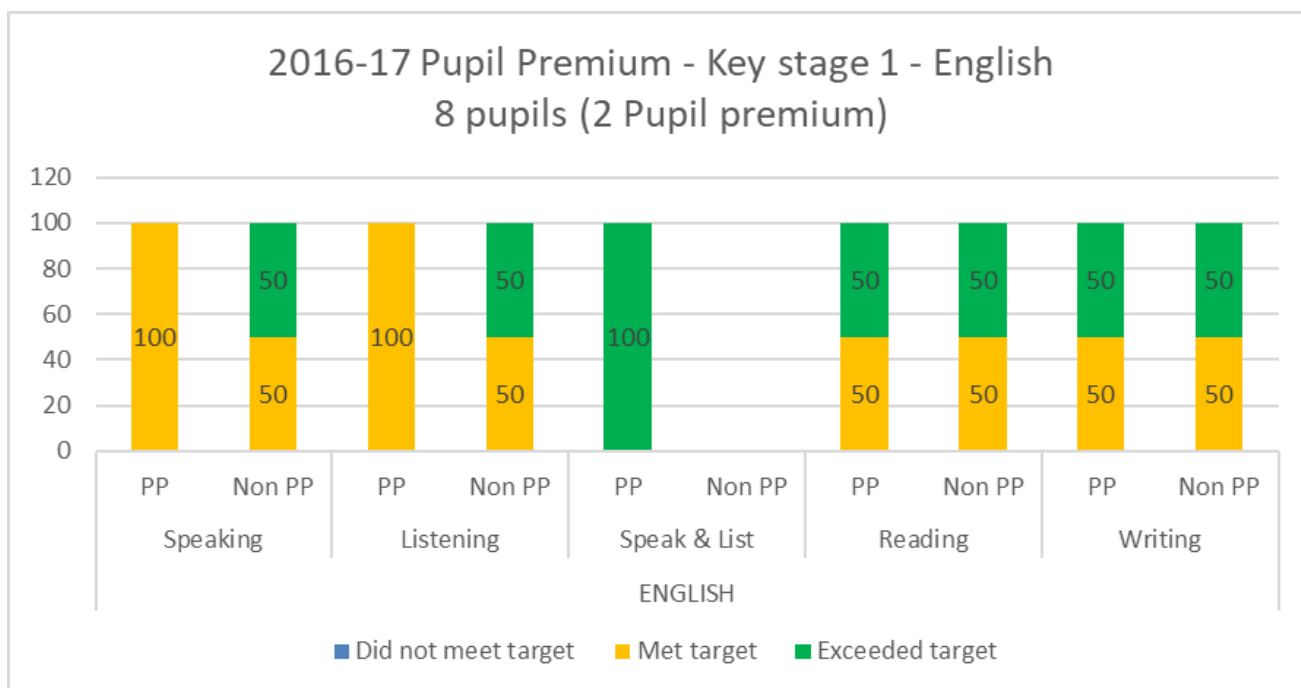


In Maths a focus on Year 1 and 2 to ensure that pupils in these year groups are getting the right level of challenge and support to enable them to exceed their targets.

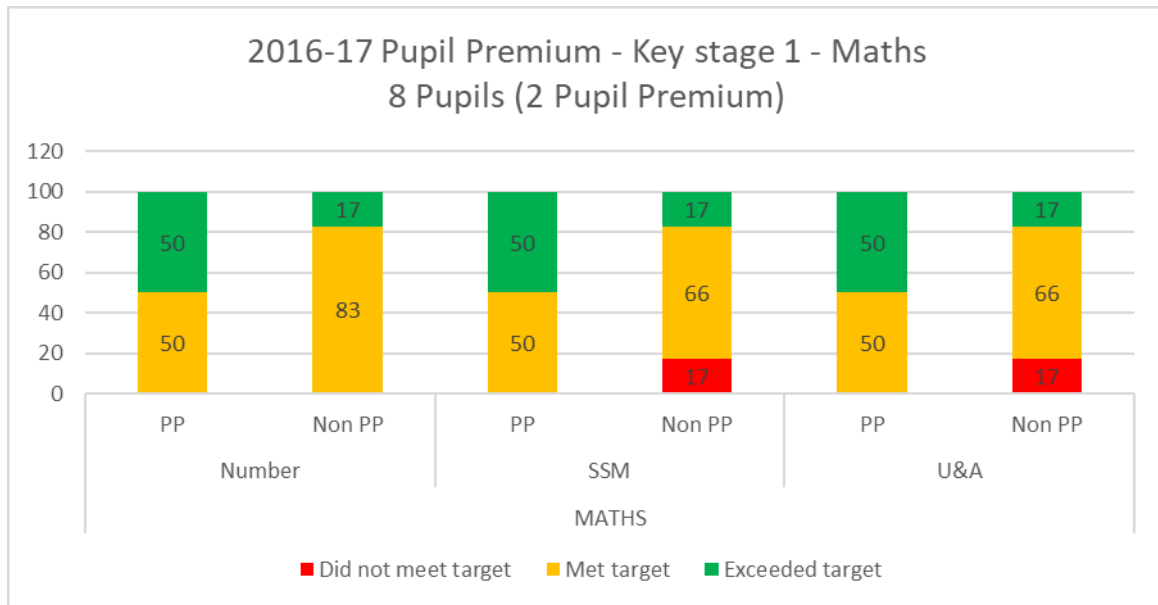
In Key stage 2, 1 student did not meet their targets in each year group in Maths – there will be intervention put in place for these pupils to ensure that they are given every opportunity to reach their targets set.

Vulnerable Groups

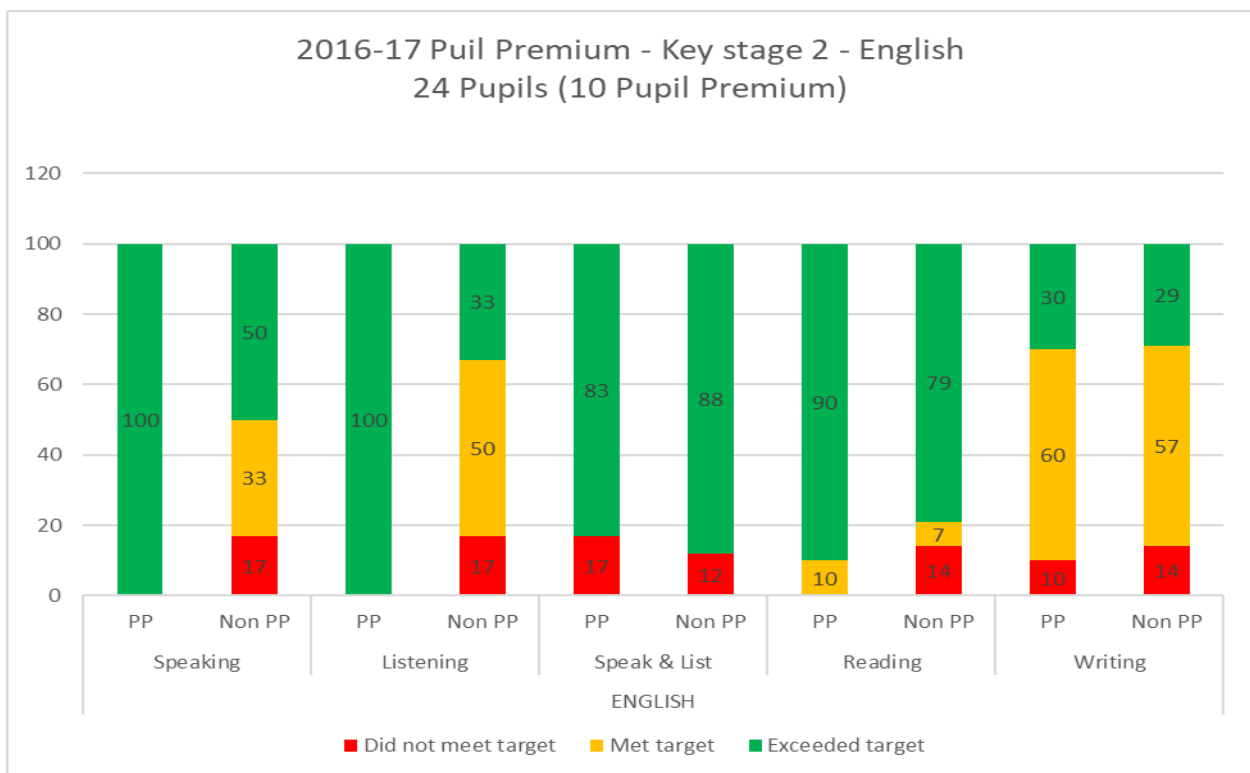
The following data shows the progress for pupils in receipt of Pupil Premium in comparison to those who are not.



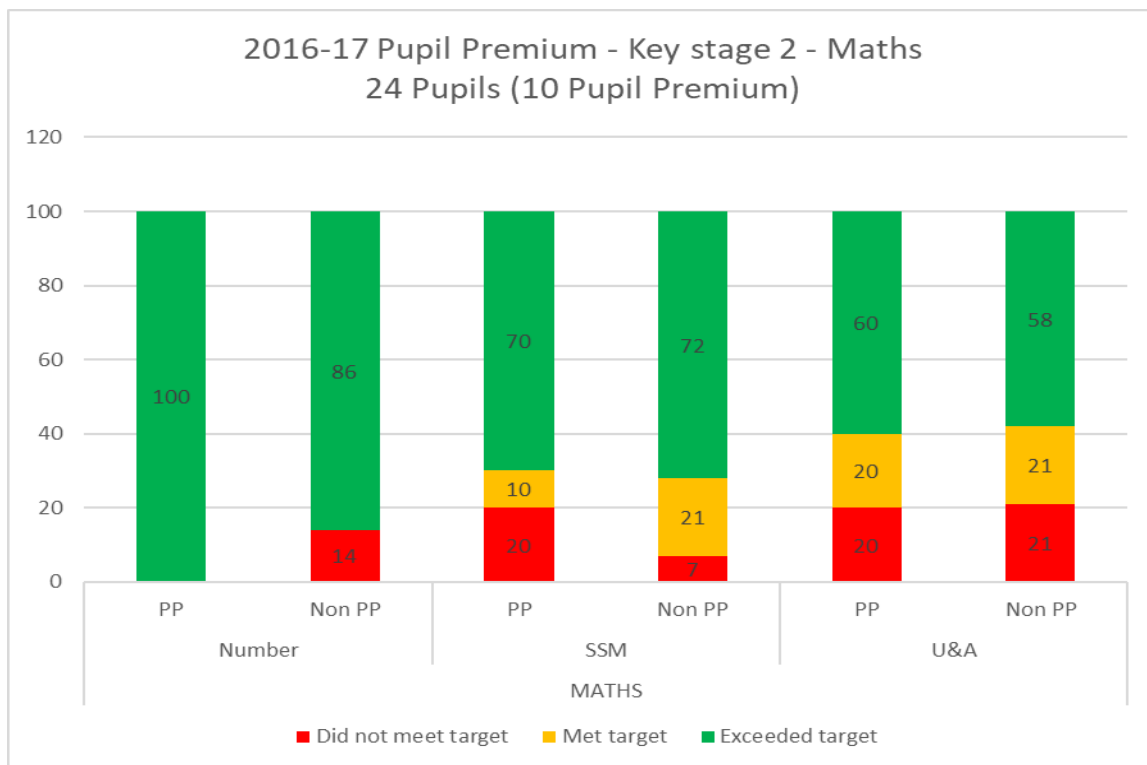
There is very little difference between the 2 groups of pupils in English at Key Stage 1.



In Maths pupils in receipt of Pupil Premium did marginally better than those not in receipt, albeit the group is much smaller (2 pupils in receipt of Pupil Premium against 6 that are not.)



In Key Stage 2 there are 10 pupils in receipt of Pupil Premium in comparison to 14 who are not. Overall the pupils in receipt of the grant perform marginally better than those who are not. A focus for pupils who are not in receipt of the grant will be in Speaking and Listening. All pupils will focus on writing over the next year.



The data suggests that in Number, pupils in receipt of Pupil Premium achieve slightly better than those who are not. In Using and Applying, there is very little difference, however in Shape, Space and Measure pupils in receipt of the grant do not make as much progress as those who are not. The focus over the next year will be Shape Space and Measure and also Using and Applying for all pupils.